

2XU

TRIATHLON SERIES 2025

6 RACES

RACE 1 ELWOOD - 24 NOV 2024

RACE 2 BRIGHTON - 8 DEC 2024

RACE 3 ST KILDA - 12 JAN 2025

RACE 4 SANDRINGHAM - 9 FEB 2025

RACE 5 ELWOOD - 2 MAR 2025

RACE 6 ST KILDA - 23 MAR 2025

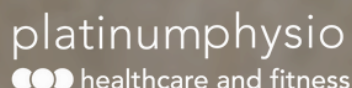


RACE 6

SPRINT, OLYMPIC & AQUABIKE EVENT GUIDE



**STANDARD DISTANCE AQUABIKE
QUALIFYING RACE
2025 WORLD TRIATHLON CHAMPIONSHIPS**



2XU TRIATHLON SERIES 2025

SPRINT, OLYMPIC & AQUABIKE EVENT GUIDE

KEY DETAILS

LOCATION

Catani Gardens, St Kilda

OLYMPIC DISTANCE

1.5KM SWIM (2 LAPS) / 40KM CYCLE (3 LAPS) / 10KM RUN (2 LAPS)

SPRINT DISTANCE

750M SWIM / 26.7KM CYCLE (2 LAPS) / 5KM RUN

SATURDAY 22 MARCH

Race Kit Collection

12:00pm - 2:00pm

Tri Alliance Tips & Tricks

Free Triathlon Clinic 12:30pm - 2:00pm

SUNDAY 23 MARCH

DISTANCE

OLYMPIC & AQUABIKE

SPRINT

Race Kit Collection

5:30am - 7:45am

6:30am - 9:15am

Bike Mechanic

In venue on event day between 6:00am and 8:30am

Bike Check-In

5:30am - 7:45am

6:30am - 9:15am

Tri Vic Race Briefing

7:45am at Swim Start

9:15am at Swim Start

RACE START

8:00am

9:30am

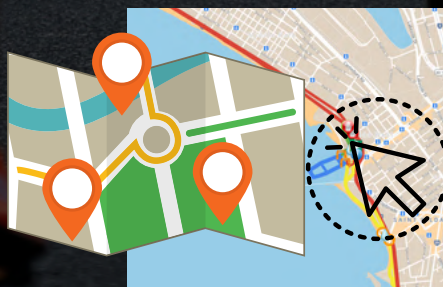
Presentations

Series Presentations to Follow Olympic Race 6 Podiums

Post Race Bike Collection

After the last cyclist is off the bike leg in your distance.

INTERACTIVE COURSE MAP



TRI-ALLIANCE TRIATHLON TIPS AND TRICKS

Keen to learn more before your race? Collect your Kit on Saturday, and attend Tri-Alliance Tips and Tricks. This includes a walk through of transition and Q&A interactive session. Free Registration [Here](#).

2XU TRIATHLON SERIES 2025

SPRINT, OLYMPIC & AQUABIKE EVENT GUIDE

PREPARING FOR EVENT DAY

TRANSPORT & PARKING

PUBLIC TRANSPORT WHERE POSSIBLE

We highly suggest that all competitors ride or take public transport, due to limited parking space and traffic congestion on race-day.

PARKING

- There are several non ticketed and ticket parking areas around the venue.
- Please do not park along Upper Esplanade, where the St Kilda Esplanade Market takes place.
- For those arriving early there is space in the St Kilda Triangle Carpark, participants must enter via Cavell Street, not Beach Road.
- Alternatively, parking is around St Kilda Marina or Elwood Reserve (via Head Street), allow extra time to walk or ride to the event.

RACE DAY CHECKLIST

GENERAL

- Gear Bag
- Race Kit (swim cap, stickers, wristband & timing band)
- Watch or heart rate monitor & band
- Energy Bars, Gels & Fluid
- Sunscreen
- Talcum Powder (for shoes)
- Vaseline (to prevent chafing)
- Race Belt (Olympic distance competitors)
- Black Permanent Marker (number - right arm, category - left calf)

SWIM

- Swim Suit or Tri Suit
- Transition Towel (brightly coloured)
- Goggles x 2 (or a spare strap/nose piece)
- Swim Cap (part of your race kit)
- Wet Suit
- Body Glide, baby oil or Vaseline (to help remove wetsuit)
- Ear and nose plugs if required

BIKE

- Bike and Helmet
- Bike shoes or runners
- Water Bottle x 2
- Sunglasses
- Bike Computer
- Socks
- Track Pump or check tyre pressure beforehand
- Tool Bag with spare tubes and repair tools
- Race wheels
- Electrical Tape (to fasten gels or repair kit to your bike)

RUN

- Running Shoes (with elastic laces for a quicker transition!)
- Hat (for sun protection)
- Sunglasses (second clean pair if required)
- Socks (if preferred)

POST RACE

- Clothing (dry, warm clothing for post race)

2XU TRIATHLON SERIES 2025

SPRINT, OLYMPIC & AQUABIKE EVENT GUIDE

RACE KIT

RACE KIT COLLECTION

Saturday OR Sunday. Refer to event timetable.

WHAT'S IN YOUR RACE KIT?

- Security Wristband - Attach to either wrist.
- Helmet Sticker - Attach to RIGHT-HAND SIDE of helmet.
- Bike Security Sticker - Attach the sticker to the handlebars/head stem of your bike.
- Swim Cap - Your swim cap will signify your wave start.
- Timing Band - Securely attach to your ankle to ensure you receive accurate times. Teams receive one timing band which needs to be exchanged at your bike rack in the compound. If you withdraw during the race please return to the timing band collection area at the finish line. All athletes must hand back their timing band after they finish (including series athletes). There is a \$80 charge for any bands lost, damaged or not returned at the finish .



NUMBER WRITING

Race Number from E-Ticket to be written on the outside of your right arm. The category letter (found on info board) goes on the back of your right calf (this is so you can tell who is in the same category as you out on course).

There will NOT be the ability to do this at the event site. Please note that you WILL be able to start if you have forgotten but we encourage you to perform this at home.

CATEGORY	REAR OF R CALF
Elite Male & Female	A
Elite Junior Male & Female	B
13-14 Youth A	BB
Open Male & Female	C
15-19 Male & Female	D
20-24 Male & Female	E
25-29 Male & Female	F
30-34 Male & Female	G
35-39 Male & Female	H
40-44 Male & Female	I

45-49 Male & Female	J
50-54 Male & Female	K
55-59 Male & Female	L
60-64 Male & Female	M
65-69 Male & Female	N
70+ Male & Female	S
Clydesdale (Male Only)	O
Athena (Female Only)	O
First Timer Male & Female	P
Family & Friends & Multiclass Male & Female	Q
Teams	R

2XU TRIATHLON SERIES 2025

SPRINT, OLYMPIC & AQUABIKE EVENT GUIDE

GETTING READY TO RACE

BIKE COMPOUND ENTRY

Proceed to the bike compound entry. Helmet must also be on and secured. You will need to collect your Race Kit and apply all required stickers and wristbands to enter the bike compound.

BIKE RACK SETUP

There will be a bike rack space clearly marked with your race number and your name on it. If your name does not appear on the sticker or if you cannot find your race number on a rack; please see a transition marshal for assistance. Saturday Late Entries will find their bike rack on the end row, marked "Late Entries" (or blank).

Remember to arrange gear on the rightside of the bike.

BAG COMPOUND

There will be a fenced off area managed by volunteers near the bike compound for any large bags. Your race number will be written on a tag which will be attached to your bag. We strongly recommend that no valuables are left in this area and you name all your belongings.

RACE BRIEFING

There will be a race briefing at the swim start approximately 15 minutes prior to the first wave start for each category.



2XU TRIATHLON SERIES 2025

SPRINT, OLYMPIC & AQUABIKE EVENT GUIDE

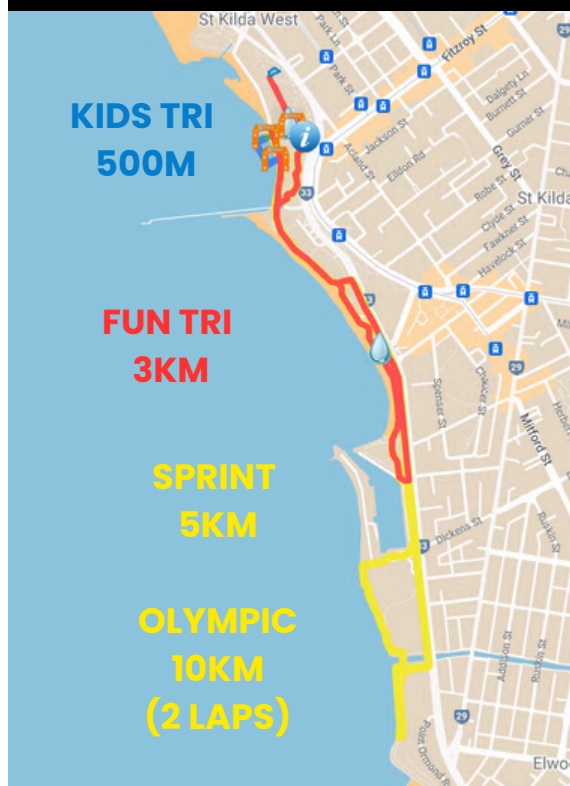
SWIM



BIKE



RUN



2XU TRIATHLON SERIES 2025

SPRINT, OLYMPIC & AQUABIKE EVENT GUIDE

OTHER IMPORTANT INFORMATION

ROAD CLOSURES

There will be road closures of Beach Road that will affect traffic and access to parking on the race day if you have an enquiry about traffic and road closures, please contact our Traffic Enquiries Line.

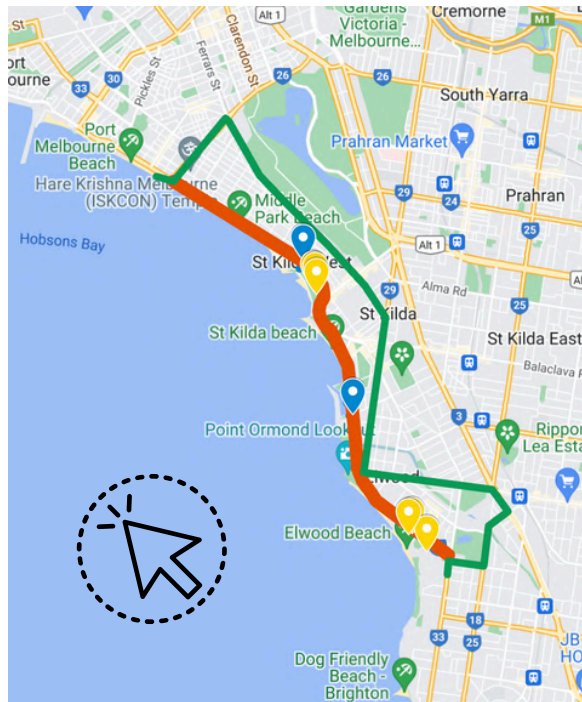
Traffic Enquiries Line: 0456 479 606.
Operational - Saturday 9am-5pm
and Sunday 5am - midday.

SUNDAY 23 MARCH 2025

From - St. Kilda Street, Elwood to Kerferd Rd, Albert Park from 6.30am to 11:30am
Beach Road - Beaconsfield Parade, Jacka Boulevard, Marine Parade & Ormond Esplanade

Managed Crossings of Beach Road - Beach Road - Cowderoy St / Pier Road to access Royal Melbourne Yacht Squadron & St Kilda Sea Baths
Beach Road - Dickens St to access St Kilda Marina

ROAD CLOSURE MAP



WEATHER

O2 Events will communicate with the Weather Bureau regarding specific details of possible weather conditions including intensity, duration and likelihood. In the instance the event is adversely affected by extreme weather, consultation between O2 and relevant authorities will be held to determine the actions required with the safety of participants, staff and the public at the forefront of any decision made.

Water quality - In the instance of large volumes of rain in the days before the event that negatively affect water quality, a call won't be made until the event morning itself of whether to cancel the swim leg and instead have a Run / Bike / Run. The decision is left until the event morning to give a swim every chance of occurring, and pollution clearing. Please follow our facebook for the most up to date information in these instances <https://www.facebook.com/2XUtriserries/>.

2XU TRIATHLON SERIES 2025

SPRINT, OLYMPIC & AQUABIKE EVENT GUIDE

RACING - TECHNICAL REGULATIONS

GENERAL CONDUCT - COMPETITORS MUST:

- Practice good sports conduct at all times
- Competitors are responsible for following the [Triathlon Australia Race Competition Rules](#) and any special rules applicable to the event.
- Obey instructions from event officials, marshals, and Police.
- Obey traffic regulations unless otherwise instructed by an event official
- Treat other competitors, officials, volunteers and spectators with respect
- Know and keep on the designated event course
- Not wear electronic devices e.g. iPod, mobile phone etc.
- Not obstruct or interfere with the forward progress of another competitor or jeopardise the safety and welfare of another competitor or race official or spectator or member of the public
- Only accept assistance from an event official, otherwise no outside assistance.
- Not discard any equipment or litter on the course except at approved dedicated location (do not litter)

BIKE COMPOUND

All bags should be removed from transition prior to transition closing for the start of the event.

SWIM CONDUCT - COMPETITORS:


- Must wear the swim cap provided
- May use any swimming stroke for propulsion through the water, and may tread water or float
- May stand on the bottom or rest by holding an object e.g. boat, buoy or paddleboard. However, they must not make forward progress whilst doing this.
- Should raise an arm overhead and call for assistance in an emergency. If assistance is rendered beyond resting, the competitor will be deemed to have not finished the event.
- Must take all their equipment i.e. swim cap and goggles to their designated rack in transition
- Any competitor receiving an infringement penalty may be required to serve a Stop-Start Penalty with the Technical Official where the infringement occurred on the course

CYCLE CONDUCT - COMPETITORS:

- Must wear footwear and a top.
- Must wear a helmet approved by a testing authority and it must remain securely fastened at all times once the bike is removed from the rack, on the bike course and until bike is replaced on bike rack.

WHAT'S DRAFTING AND HOW DO I AVOID DOING IT ON THE BIKE LEG?

7m Drafting Rule @ 2XU Tri-Series



UNDERSTANDING BEACH RD CLOSURE AND RESIDENT ACCESS LANE


DO NOT ENTER

Coned lane on the resident side of Beach Rd, 'Resident Access Lane'



HOW TO CORRECTLY FIT YOUR HELMET?

WATCH THIS SHORT VIDEO ON HOW TO CORRECTLY FIT YOUR HELMET



2XU TRIATHLON SERIES 2025

SPRINT, OLYMPIC & AQUABIKE EVENT GUIDE

CYCLE CONDUCT – COMPETITORS (CONT.)

- Must cycle in single file on left hand side of bike course unless passing. Failure to do so will incur a penalty for a blocking infringement
- Must keep a distance of 7 meters between leading edge of front wheel of the forward bike and leading edge of front wheel of following bike, unless passing.
- Draft zones may overlap for safety reasons, leaving or entering transition and when making an acute/U turn
- Have 15 seconds to pass through the 7 meter draft zone and must be gaining on the forward competitor at all times. After passing must move to the left when safe to do so.
- Competitor passed must immediately drop back out of the draft zone of forward competitor before attempting to re-pass. Distance between two competitors must be increasing.
- Competitors reported for drafting, or an illegal pass, will be shown a BLUE card by a Technical Official.
- In both cases they will be asked to confirm their race number, be told of the infringement and to report for a 3 minute time penalty at the next Penalty Box on the cycle course.
- Failure to observe the above will result in a disqualification for failing to serve the penalty
- Competitors reported for blocking may be shown a YELLOW card by a Technical Official, and may be given a stop and go penalty, which is to be served in the Penalty Box.

RUN CONDUCT – COMPETITORS

- Must wear shoes and a top
- Outside assistance is not permitted

PENALTIES

- Infringement of the rules may result in one of the following penalties:
- **Yellow Card** Stop -Start penalty to be served with the Technical Official where the infringement occurred on the course excluding the cycle course. Generally swim, transition and run segments of the course will be served with a technical official, for cycle leg this needs to be served in the penalty box.
- **Blue Card** on cycle leg of course is shown for an infringement then a 3 minute time penalty must be served at the next Penalty Box on the cycle course. Two or more blue cards may result in a disqualification.
- **Red Card** is shown for a major infringement. Competitor may complete event but Race Referee will rule on the infringement at conclusion of event and if ratified, competitor will be disqualified.

AUS
TRIATHLON

[MORE INFO HERE](#)

DRAFT ZONE DISTANCE 7M

- Keep left
- Pass within allowed time
- Continue momentum after passing
- Drop out of draft zone on being passed
- Never pass on the left

2XU TRIATHLON SERIES 2025

SPRINT, OLYMPIC & AQUABIKE EVENT GUIDE

SPORTSPLITS TRACKER

LIVE ATHLETE TRACKER

Live Athlete Tracker MPW. Search race number or name to track athletes live (Sprint, Fun Tri & Olympic). This includes the Bike Leg with 'Active Timing Chips'!



Remember to get your family & Friends to Download 'SportSplits Tracker' App [here](#).



Return Timing Chips At The Finish Line. Unreturned Timing Chips \$80 Charge.

GREAT OCEAN & OTWAY CLASSIC RIDE



Peter Mac
Peter MacCallum Cancer Foundation
Proud Supporter

Epic
204km

The Epic Ride



Classic
145km

The Original Ride



Family
60km

The Social Ride

RIDE THE GREAT OCEAN ROAD IN STYLE
START & FINISH IN TORQUAY
ENTRY INC. JERSEY
12TH APRIL 2025

